



Indiana Department of Education
SUPPORTING STUDENT SUCCESS

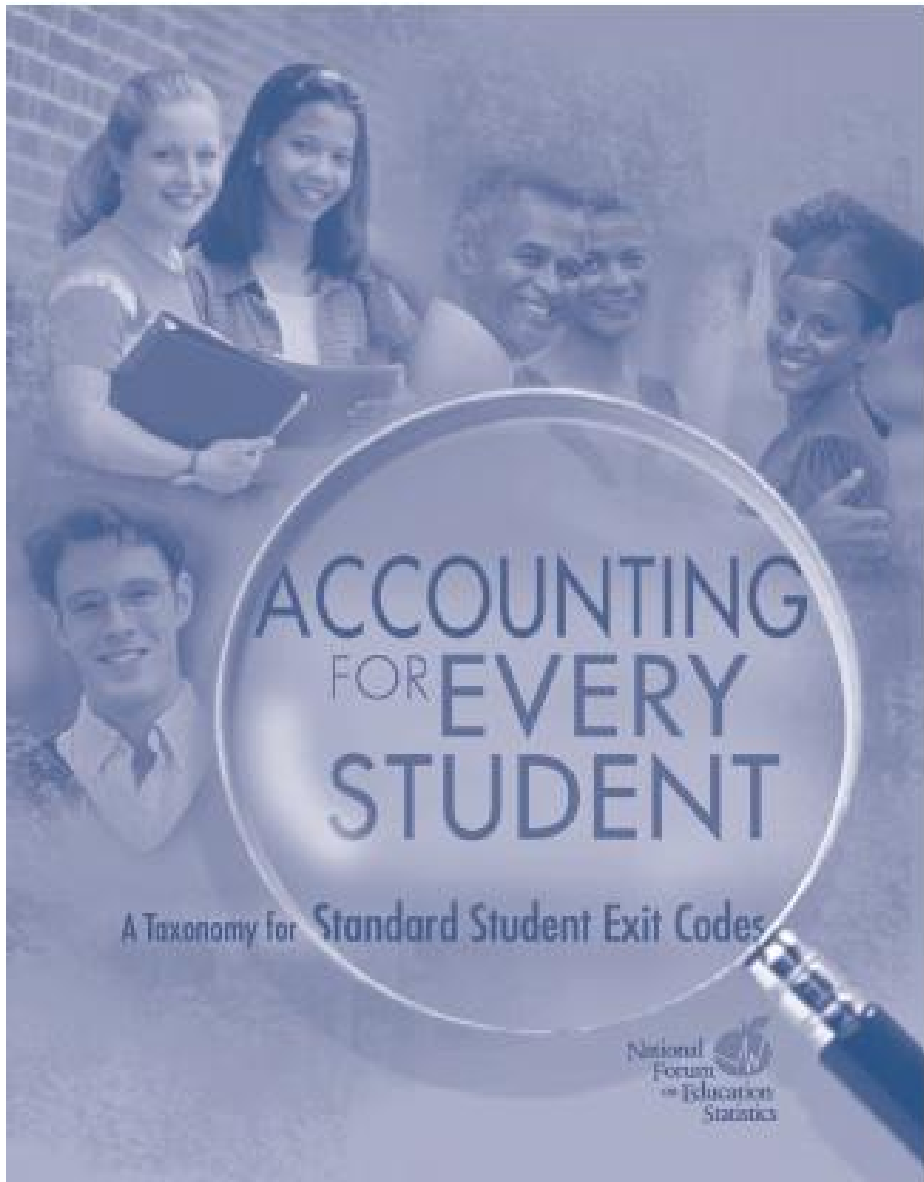
Accounting for Every Student Graduation Rates in Indiana

A Hoosier Horror Story

Indiana Context

- Until 2001 it was illegal for the state to “track” students
- Indiana has 30 vendors and more than 40 SIS in 320 jurisdictions
- Began building data system 2002-03
 - Phased in collections over 3 years
- Core system built in-house
 - Built with some assumption of mobility



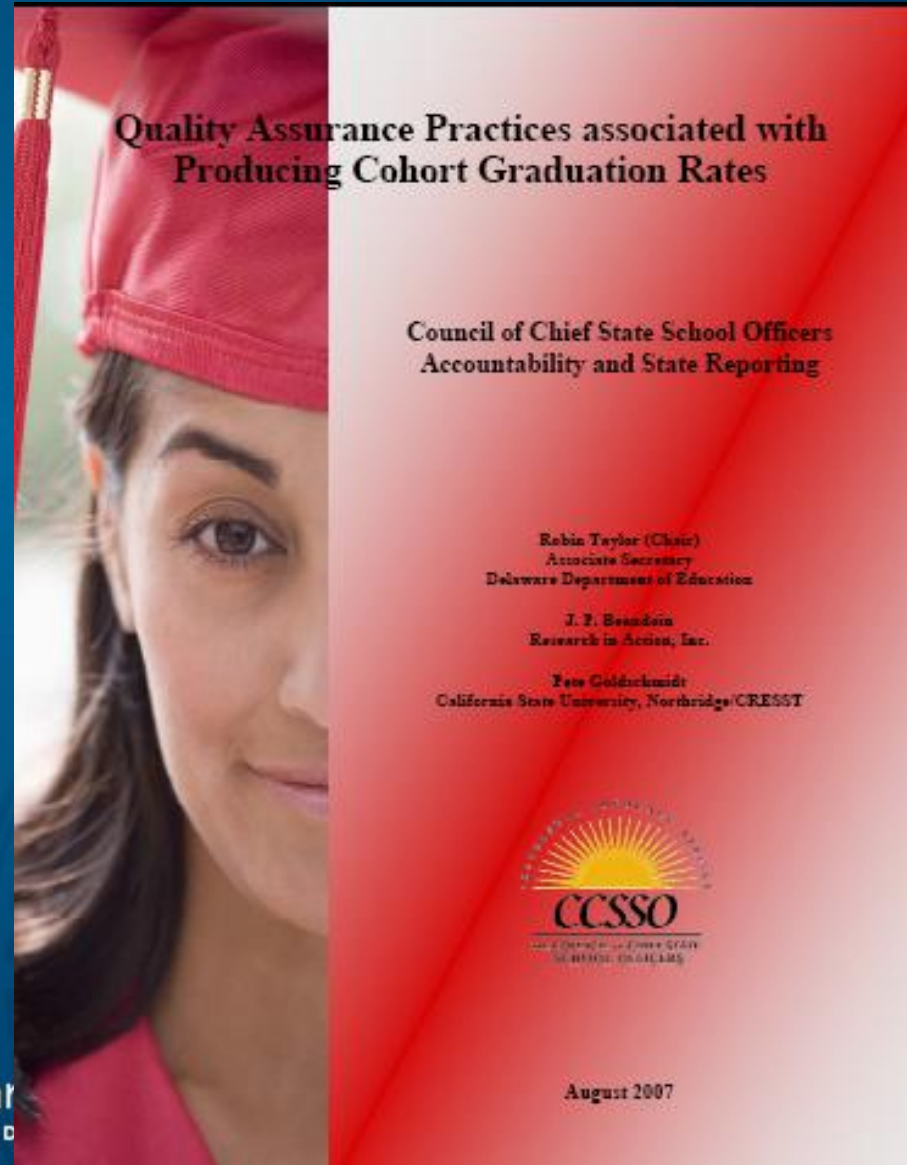


ACCOUNTING FOR EVERY STUDENT

A Taxonomy for Standard Student Exit Codes



Indiana Department of Education
SUPPORTING STUDENT SUCCESS



Quality Assurance Practices associated with Producing Cohort Graduation Rates

Council of Chief State School Officers
Accountability and State Reporting

Robin Taylor (Chair)
Associate Secretary
Delaware Department of Education

J. P. Beaudoin
Research in Action, Inc.

Faye Goldschmidt
California State University, Northridge/CRESST



August 2007

Accounting for Every Student

- Core Requirements
 - Student level data
 - Account for every student over time
 - Exhaustive set of categories
 - Every student is in a category
 - Mutually exclusive categories
 - At any point in time a student can be in only one category
 - Intuitive category names



The Basics

- Six Categories
 - 1) Still Enrolled
 - 2) Transferred
 - 3) Dropped Out
 - 4) Completed
 - 5) Not Enrolled, Eligible to Return
 - 6) Exited



Indiana Codes

- 01 = Record of School Failure
- 02 = Disinterest in Curriculum
- 03 = Interpersonal Problems
- 04 = Incurability
- 05 = Need to Earn Money
- 06 = Poor Home Environment
- 07 = Drug Abuse
- 08 = Marriage
- 09 = Pregnancy
- 10 = Poor Health
- 11 = Friends or Peer Pressure
- 12 = Armed Services Enlistment
- 13 = Court Ordered
- 14 = Unknown or No Shows
- 15 = Not applicable as of 06-07
- 16 = Expulsion
- 17 = Missing but located
- 18 = Failure of GQE
- 19 = Transferred
- 20 = Removed by parents
- 21 = Deceased
- 22 = Permanently incarcerated
- 23 = Placement by court order
- 24 = Enrollment in a virtual school
- 25 = Transferred out of state
- 26 = Missing
- 27 = Foreign exchange student
- 28 = Religious beliefs
- 29 = Special education
- 30 = Earned GED



Hoosier History – A “Grad” Course

- 2001 – Law requires a 10 district pilot of “cohort” rate (2005 cohort)
- 2003 – Law requires “cohort rate for all schools for Class of 2006 (Gr. 9 02-03)
- 2005 – Law amended “<1 Year”
- 2006 – Law amended to fix “cohort”
- 2007 – Law amended to fix “cohort”
- 2008 – Law amended to fix “cohort”



Formula to determine four year graduation rate

IC 20-26-13

Sec. 10. Except as provided in section 11 of this chapter, the four (4) year graduation rate for a cohort in a high school is the percentage determined under STEP FIVE of the following formula:

STEP ONE: Determine the grade 9 enrollment at the beginning of the reporting year three (3) years before the reporting year for which the graduation rate is being determined.

STEP TWO: Add:

(A) the number determined under STEP ONE; and

(B) the number of students who:

(i) have enrolled in the high school after the date on which the number determined under STEP ONE was determined; and

(ii) have the same expected graduation year as the cohort.



STEP THREE: Subtract from the sum determined under STEP TWO the number of students who have left the cohort for any of the following reasons:

(A) Transfer to another public or nonpublic school.

(B) Removal by the student's parents under IC 20-33-2-28 to provide instruction equivalent to that given in the public schools.

(C) Withdrawal because of a long term medical condition or death.

(D) Detention by a law enforcement agency or the department of correction.

(E) Placement by a court order or the department of child services.

(F) Enrollment in a virtual school.

(G) Leaving school, if the student attended school in Indiana for less than one (1) school year and the location of the student cannot be determined.

(H) Leaving school, if the location of the student cannot be determined and the student has been reported to the Indiana clearinghouse for information on missing children.

(I) Withdrawing from school before graduation, if the student is a high ability student (as defined in IC 20-36-1-3) who is a full-time student at an accredited institution of higher education during the semester in which the cohort graduates.



STEP FOUR: Determine the total number of students who have graduated during the current reporting year.

STEP FIVE: Divide:

(A) the number determined under STEP FOUR; by

(B) the remainder determined under STEP THREE.

*As added by P.L.1-2005, SEC.10. Amended by P.L.242-2005, SEC.11;
P.L.145-2006, SEC.151; P.L.229-2007, SEC.4.*



Indiana Department of Education
SUPPORTING STUDENT SUCCESS

5 Year Graduation Rate

Formula to determine five year graduation rate

Sec. 10.2. In the reporting year immediately following the determination of a cohort's four (4) year graduation rate under section 10 of this chapter, the department shall calculate a five (5) year graduation rate for the cohort using the following formula:

STEP ONE: Determine the number determined under STEP FOUR of the formula established in section 10 of this chapter.

STEP TWO: Add:

(A) the number determined under STEP ONE; and

(B) the number of students in the cohort who have graduated during the current reporting year.

STEP THREE: Divide:

(A) the sum determined under STEP TWO; by

(B) the remainder determined under STEP THREE of the formula established in section 10 of this chapter.



6 or Subsequent Year Graduation Rate

Sec. 10.5. In the reporting year immediately following the determination of a cohort's five (5) year graduation rate under section 10.2 of this chapter and each subsequent reporting year, the department shall calculate a six (6) or subsequent year graduation rate for the cohort using the following formula:

STEP ONE: Determine the number determined under STEP TWO of the formula established in section 10.2 of this chapter.

STEP TWO: Add:

(A) the number determined under STEP ONE; and

(B) the number of students in the cohort who have graduated during the current reporting year.

STEP THREE: Divide:

(A) the sum determined under STEP TWO; by

(B) the remainder determined under STEP THREE of the formula established in section 10 of this chapter.



Estimated graduation rate

Sec. 12. For each high school, the department shall calculate an estimated graduation rate that is determined by the total number of graduates for the reporting year divided by the total number of students enrolled in grade 9 at the school three (3) years before the reporting year. For any school where the difference between the estimated graduation rate and the number determined under STEP SEVEN of section 10 of this chapter is more than five percent (5%), the department shall request the data used in determining that the missing students are classified under one (1) or more of clauses (A) through (I) of STEP THREE of section 10 of this chapter.



Graduation rate determination under National Governors' Association guidelines

Sec. 16. In addition to any other determination required under this chapter, the department **shall** determine and report a statewide graduation rate that is consistent with guidelines developed by the National Governors' Association. If the guidelines are unclear or allow **flexibility** in determination, the requirements of this chapter apply to the determination of a statewide graduation rate. However, cohort members who leave after less than one (1) year of attendance in an Indiana school and whose location cannot be determined may not be subtracted in the calculation of a statewide graduation rate.



Grad Rate

Total Graduates 2006-07 is 496

PL IC 20-26-13 2007 Graduation Rate - New definition

Numerator	Denominator	Rate
496	648	0.7654

Numerator includes 1 graduate from the 2008 Cohort and 24 graduates from prior cohorts

Denominator includes 1 graduate from the 2007 cohort

PL IC 20-26-13 2007 Graduation Rate - Old definition for AYP purposes

Numerator	Denominator	Rate
496	672	0.7381

Numerator includes 1 graduate from the 2008 Cohort and 24 graduates from prior cohorts

Denominator includes 1 graduate from the 2008 Cohort and 24 graduates from prior cohorts.

2007 Four Years or Less Graduation Rate (For Comparison Purposes)

Numerator	Denominator	Rate
472	648	0.7284

Numerator includes 1 early graduate from the 2007 cohort

Denominator includes 1 early graduate from the 2007 cohort



cohort size=648, Graduates=472	
Graduate	471
Early Graduate (From the 2007 Cohort)	1
Still in Cohort	56
Dropout	64
Sped Cert	7
Course Completion	2
Lower Grade Now	21
GED	17
Unknown	9
Reported on Mobility (no longer in cohort)	134
Enrolled < 1 Year in Indiana	6

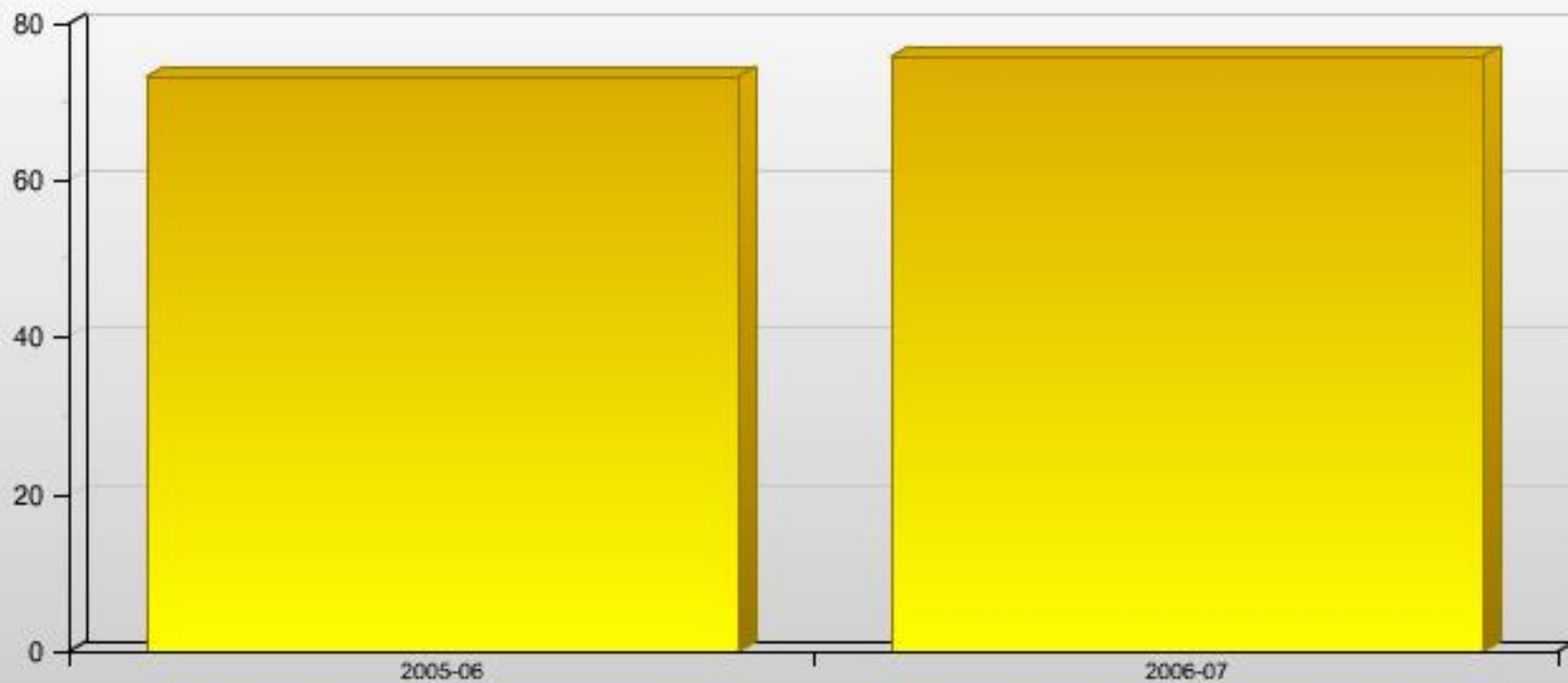
Grey Cells do not count in Graduation Rate

Name	Grad Rate	
High School	0.7284	$0.7284 = 472 / 648$

GQE Passing Percentage, Class of 2007											
	Fall 2004		Fall 2005		Spring 2006		Fall 2006		Spring 2007		Not Found
Graduates	297	62.9%	363	76.9%	390	82.6%	412	87.3%	429	90.9%	1
All Students	331	51.1%	410	63.3%	443	68.4%	472	72.8%	490	75.6%	22



Graduation Rate National Governors Association



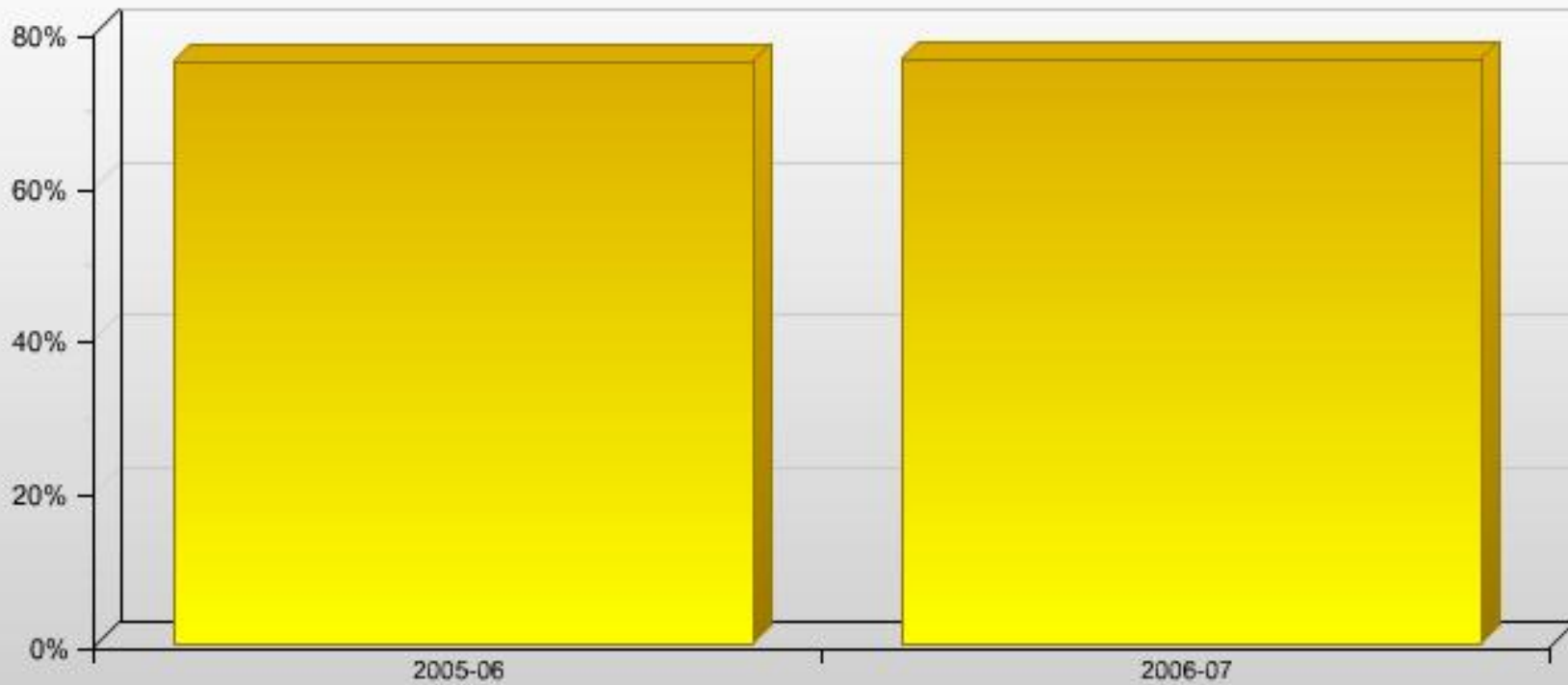
Line Graph Bar Graph

Year	Grad Rate NGA
2006-07	75.7
2005-06	73.3



Indiana Department of Education
SUPPORTING STUDENT SUCCESS

Graduation Rate, New (Public)



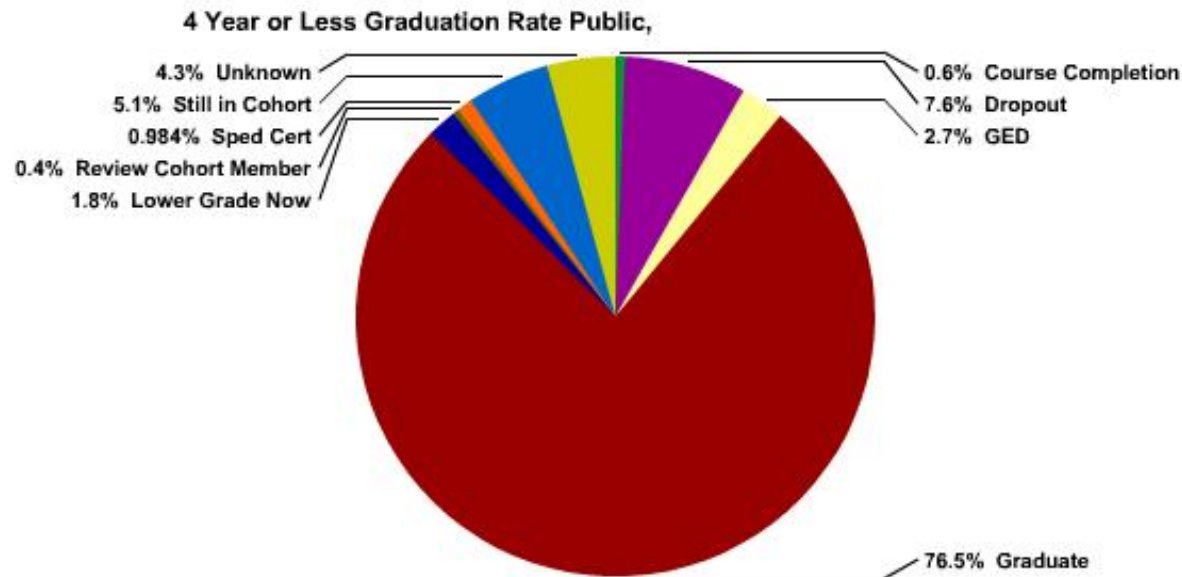
Line Graph Bar Graph

Year	Grad Rate New
2006-07	76.5%
2005-06	76.1%



IL DATA

Graduation Rate 4 Year or Less 2006-07



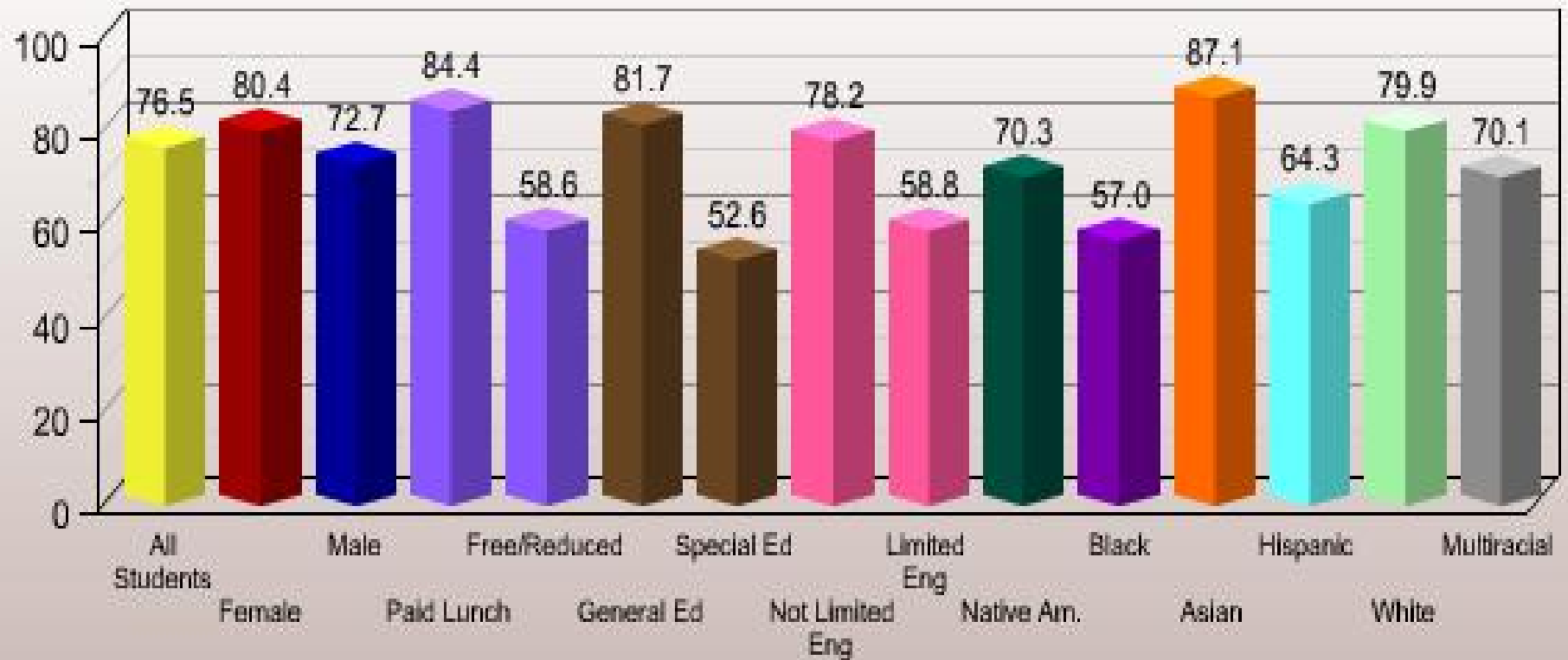
Graduation Rate - Public School	Count
* - Graduate	58289
D - Dropout	5832
E - Early Graduate (from 07 cohort)	185
G - Lower Grade Now	1382
N - Missing and Reported (does not count)	167
P - Sped Cert	752
Q - Course Completion	462
R - Review Cohort Membership	289
X - GED	2083
Y - Still in Cohort	3925
- Unknown	3257
Total	76456

4 Year or less Graduation Rate	76.5
--------------------------------	------



Indiana Department of Education
SUPPORTING STUDENT SUCCESS

2006-07 State Graduation Rate by Group



What Happens When

- Errors are discovered in historical collections
- Folks forget
- Folks change - this is a 4 year process
- The laws (rules) change



Thoughts for the Panel

- Set comprehensive policy not procedure
- Accurate measurement not enough
- Schools need complementary tools (systems)
- Implementation is not trivial
- “Transparency” helps, usability is better
- Maintenance is often neglected
- There must be some form of both accountability and audit



Quote to Remember

- At a 1981 meeting announcing graduation rate as a part of a high school “report card”, the Charleston (WV) HS Principal) said, “Looks like there’s gonna be a lot of kids movin’ to O-HI-O”
- He has retired, but there are still some folks who will view





Indiana Department of Education
SUPPORTING STUDENT SUCCESS

Wes Bruce – Indiana DOE

wbruce@doe.in.gov